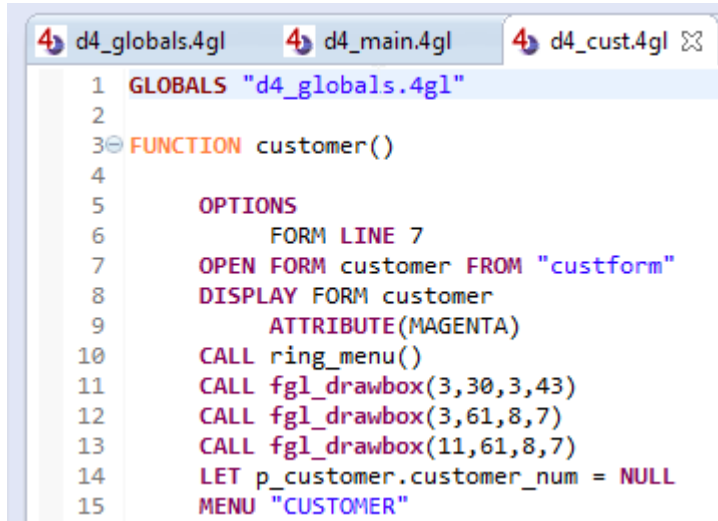


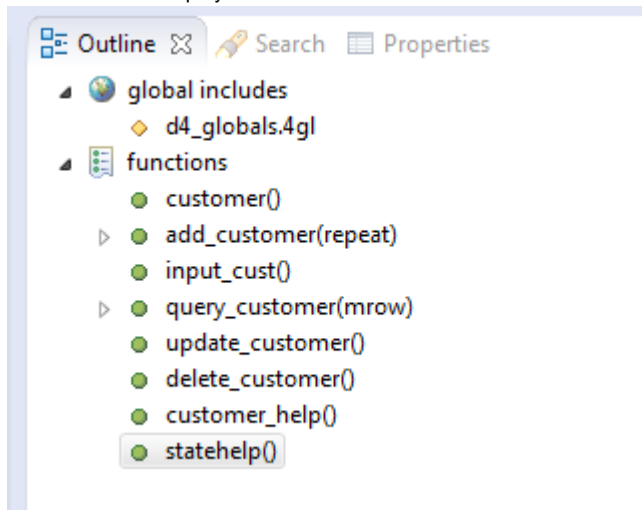
Global Includes Direct Access

1. Add the globals statement, in this example **GLOBALS "d4_globals.4gl"** will be added.



```
1 GLOBALS "d4_globals.4gl"
2
3 FUNCTION customer()
4
5     OPTIONS
6         FORM LINE 7
7     OPEN FORM customer FROM "custform"
8     DISPLAY FORM customer
9         ATTRIBUTE(MAGENTA)
10    CALL ring_menu()
11    CALL fgl_drawbox(3,30,3,43)
12    CALL fgl_drawbox(3,61,8,7)
13    CALL fgl_drawbox(11,61,8,7)
14    LET p_customer.customer_num = NULL
15    MENU "CUSTOMER"
```

2. The include will display in the outline.

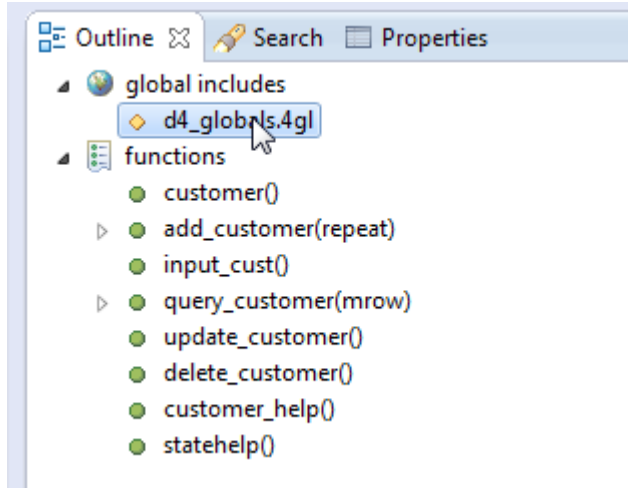


```
Outline
Search
Properties

global includes
  d4_globals.4gl

functions
  customer()
  add_customer(repeat)
  input_cust()
  query_customer(mrow)
  update_customer()
  delete_customer()
  customer_help()
  statehelp()
```

3. In the outline double-click the include to open/show the globals include.



4. The include file is opened/displays.

```
4 d4_globals.4gl ✕
1 DATABASE stores7
2
3 GLOBALS
4   DEFINE
5     p_customer RECORD LIKE customer.*,
6     p_orders RECORD
7         order_num LIKE orders.order_num,
8         order_date LIKE orders.order_date,
9         po_num LIKE orders.po_num,
10        ship_instruct LIKE orders.ship_instruct
11    END RECORD,
12    p_items ARRAY[10] OF RECORD
13        item_num LIKE items.item_num,
14        stock_num LIKE items.stock_num,
```